

# Garmin Mobile<sup>TM</sup>

*for BlackBerry<sup>®</sup>*

*GPS receiver with Bluetooth<sup>®</sup>  
wireless technology*



© 2007 Garmin Ltd. or its subsidiaries

Garmin International, Inc.  
1200 East 151st Street,  
Olathe, Kansas 66062, USA  
Tel. (913) 397-8200 or  
(800) 800-1020  
Fax (913) 397-8282

Garmin (Europe) Ltd.  
Liberty House, Hounsdown Business Park,  
Southampton, Hampshire, SO40 9RB UK  
Tel. +44 (0) 870.8501241 (outside the UK)  
0808.2380000 (within the UK)  
Fax +44 (0) 870.8501251

Garmin Corporation  
No. 68, Jangshu 2nd Road,  
Shijr, Taipei County,  
Taiwan  
Tel. 886/2.2642.9199  
Fax 886/2.2642.9099

All rights reserved. Except as expressly provided herein, no part of this manual may be reproduced, copied, transmitted, disseminated, downloaded or stored in any storage medium, for any purpose without the express prior written consent of Garmin. Garmin hereby grants permission to download a single copy of this manual onto a hard drive or other electronic storage medium to be viewed and to print one copy of this manual or of any revision hereto, provided that such electronic or printed copy of this manual must contain the complete text of this copyright notice and provided further that any unauthorized commercial distribution of this manual or any revision hereto is strictly prohibited.

Information in this document is subject to change without notice. Garmin reserves the right to change or improve its products and to make changes in the content without obligation to notify any person or organization of such changes or improvements. Visit the Garmin Web site ([www.garmin.com](http://www.garmin.com)) for current updates and supplemental information concerning the use and operation of this and other Garmin products.

Garmin® is a trademark of Garmin Ltd. or its subsidiaries, registered in the USA and other countries. Garmin Mobile™, Garmin Online™, myGarmin™, and PeerPoints™ are trademarks of Garmin Ltd. or its subsidiaries. These trademarks may not be used without the express permission of Garmin.

SiRF, SiRFstar and the SiRF logo are registered trademarks of SiRF Technology, Inc. SiRFstarIII and SiRF Powered are trademarks of SiRF Technology, Inc.

The Bluetooth® word mark and logos are owned by the Bluetooth SIG, Inc. and any use of such marks by Garmin is under license. Other trademarks and trade names are those of their respective owners.

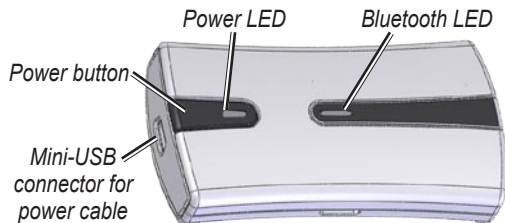
The RIM and BlackBerry device families of related marks, images, and symbols are the exclusive properties of and trademarks or registered trademarks of Research In Motion Limited—used by permission.



## Contents of Your Garmin Mobile™ for BlackBerry® Package

- **GPS 10x** receiver with Bluetooth® wireless technology
- **3.7 Volt Lithium-ion battery**
- **Belt clip** that makes your GPS 10x receiver completely portable
- **Vehicle power cable** to power and charge the GPS 10x receiver in your vehicle
- **Purchase certificate** with purchase code

### Looking at the GPS 10x Receiver



## 1 Install the Navigation Software

1. Go to [www.garmin.com/blackberry](http://www.garmin.com/blackberry).
2. Sign in to your myGarmin™ account (or create one if you do not have one) and enter the purchase code listed on the purchase certificate that came in the product box.
3. Enter the information for your BlackBerry device, and click **Activate**.
4. Write down the activation code that is generated.

Within a few hours, a Web address (link) is sent to your BlackBerry device. As you wait for the Web address, install the battery and follow the rest of the steps in this guide.

## 2 Install the Battery

**WARNING:** This product contains a lithium-ion battery. See the [page 9](#) for important battery safety information.

1. Locate the black or gray lithium-ion battery that came in the product box.
2. With your thumbnail, slide the battery cover release tab toward the end of the GPS 10x.
3. Pull the battery cover off.

4. Locate the metal contacts on the end of the lithium-ion battery. Insert the battery so the metal contacts on the battery match up with the metal contacts inside the battery compartment. Press the battery down into place.
5. Replace the battery cover by inserting the tabs into the notches. Press the battery cover closed; the release tab locks the cover in place.



### **Replacement Battery**


If you need to replace the battery, use a Garmin 3.7 Volt lithium-ion battery pack (010-10840-00). Purchase a replacement battery at <http://my.garmin.com/shop>. You can also use a compatible cell phone battery, such as a Nokia BL-5C.

### **3 Charge the GPS 10x Receiver**

1. Plug the small end of the power cable into the mini-USB connector on the end of the GPS 10x.
2. Plug the other end of the power cable into an available power outlet in your vehicle.

You can use the GPS 10x receiver while you are charging it. It takes about four hours to charge the battery. A fully charged battery lasts about 22 hours.

### **4 Turn On the GPS 10x Receiver**

To turn on the GPS 10x receiver, press and hold the  **Power** button on the top of the GPS 10x receiver.


### **Bluetooth LED Status**

- Rapid Flashing Blue: power on, Bluetooth on
- Slow Flashing Blue: Bluetooth link to your BlackBerry device established

### **Power LED Status**

- Flashing Yellow Green: charging in progress
- Solid Yellow Green: battery is charged
- Flashing Orange: low battery
- Solid Orange: faulty battery or system error

If the GPS 10x receiver has not established a Bluetooth connection for several minutes, it turns off automatically.

To manually turn the GPS 10x receiver off, press and hold the  **Power** button.

## 5 Pair the GPS 10x Receiver


Bluetooth wireless technology establishes a wireless link between your BlackBerry device and the GPS 10x receiver. Before you can use the GPS 10x receiver, you must “pair” it with your BlackBerry device.

1. Make sure your BlackBerry device and GPS 10x receiver are turned on and within 10 meters (about 30 feet) of each other.
2. Enable your BlackBerry device's Bluetooth component. This might be in **Options > Bluetooth** or **Settings > Bluetooth**.
3. Initiate a search for Bluetooth devices.
4. Select **GPS 10x** from the list of devices.
5. Enter the GPS 10x receiver's Bluetooth passkey (**1234**) into your BlackBerry device.

For instructions about pairing and Bluetooth, refer to your BlackBerry device's documentation.

The GPS 10x receiver and your BlackBerry device automatically connect when they are both turned on and within 10 meters (about 30 feet) of each other.

## 6 Complete the Software Installation


1. Follow the link on your BlackBerry device to download the Garmin Mobile software.
2. Open the  Garmin Mobile application on your BlackBerry device.
3. Follow the on-screen directions to test the Bluetooth connection.
4. To activate the software, enter the activation code (from step 3 of **1 Install the Navigation Software** on [page 1](#)).

If you have lost your activation code, sign in to your myGarmin account at <http://my.garmin.com>. Click **Garmin Mobile for BlackBerry**, and then click **Regenerate Activation Code**.

## Adjusting Your BlackBerry Device's Volume

You may have to adjust the volume and/or the profile settings on your BlackBerry device to maximize the audio output of Garmin Mobile. See your BlackBerry device's documentation for more details.

## 7 Acquire Satellite Signals

Open the  Garmin Mobile application. Check that the blue Bluetooth LED on the GPS 10x receiver is slowly flashing, indicating a wireless connection has been established. Move to an open area, out of parking garages, and away from tall buildings.

Acquiring satellite signals may take a few minutes. Select **View Map** to open the map. When the status bar displays **Ready to Navigate**, Garmin Mobile can navigate you to your destination.



Main menu



Ready to navigate

## 8 Use Garmin Mobile

Garmin Mobile allows you to find a destination and then automatically create a route to it. You can also view traffic, weather conditions, and fuel prices.

### Where To?

The Where To menu allows you to find a destination using one of the categories, such as address, food, lodging, fuel, and attractions.



### Find an Address

1. Select **Where To > Address**.
2. Select the state/region.
3. Enter the street number and street name, and then select **OK**.
4. Select the appropriate address to open the information page.
5. Select **Start Navigating** to create a route to this location.

The map opens. Turn-by-turn directions are provided as you drive.

Where To menu

## Information Page Options

After selecting a location in the search results list, you have several options:

- **Start Navigating**—create a route to this location.
- **Find Nearby**—find other places near this location.
- **Save**—save this location to **My Locations > Favorites**.
- **View Map**—view this location on a map.
- **View Traffic**—view current traffic incidents near this location.
- **View Weather**—view current weather conditions at this location.
- **Call**—dials the location's phone number.

## Find a Point of Interest

Garmin Mobile allows you to find a variety of points of interest (POIs), such as restaurants and hotels.

1. Select **Where To > Food, Hotel**.
2. Select a category (such as **Food**) and a sub-category (such as **Fast Food**), if necessary.
3. Select **OK** to display a list of all locations.
4. Select your destination.

## Find a Location by Spelling Its Name

If you know the name of the location you are searching for, you can type it.

1. Select **Where To > Food, Hotel > Spell Name**.
2. Type the name or letters contained in the name.
3. Select **OK** to display a list of all locations containing the letters you have entered.
4. Select your destination.

## Check Local Fuel Prices

1. Select **Where To > Food, Hotel > Fuel**.
2. Select **All with Prices** and then the grade of gasoline.
3. Select your destination.

## Save and Find My Locations

You can use **My Locations** to save and quickly access favorite locations. To save a location you have found, select **Save** on the location's information page.

To save your current location, select **Where To > My Locations > Current Location**.

To view your saved locations, select **Where To > My Locations > Favorites**.

## Garmin Mobile Manager

Before you use Mobile Manager, create an account. Select **Where To > My Locations > Mobile Manager > Create Account**. Enter a user name, and select **OK**. A password is generated for you; make a note of it. Access <http://mobile.garmin.com> to complete the registration and change your password.

Use Mobile Manager at <http://mobile.garmin.com> to find and save locations. Select **Where To > My Locations > Mobile Manager** to access those saved locations in Garmin Mobile.

## View Your Recent Finds

You can quickly select a recently found location by selecting **Where To > Recent Finds**.

## Find a City

1. Select **Where To > Cities**.
2. Type at least the first few letters of the city, and select **OK**. A list of cities beginning with those letters is displayed in order of population.
3. Select the city.

## Find an Airport

To find an airport, Select **Where To > Airports**.

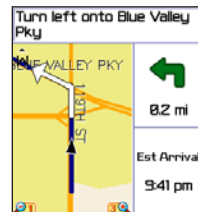
## Find a Location Near Another Location

Use **Find Nearby** to find locations near your destination. The following example explains how to find a hotel, and then find a restaurant near that hotel.

1. Select **Where To**, and find your hotel.
2. From the information page, select **Find Nearby**.
3. Select **Food** and find a restaurant.
4. Select **Start Navigating** to create a route.

## View Map

Select **View Map** from the main menu to view the map. Press **1** and **3** to zoom out and in. On trackwheel devices, roll the trackwheel to pan up and down, press **Alt** and roll the trackwheel to pan left and right. On trackball devices, use the trackball to pan in any direction. Alternatively, use the keys **2**, **4**, **6**, and **8** to pan up, left, right, and down, respectively.



*Map while navigating*



## View Traffic

To view traffic incidents near your current location, select **View Traffic** from the main menu. Select an incident to view details.



*Traffic*

## View Weather

To view the weather conditions at your current location, select **View Weather** from the main menu. Select **Forecast** to view your current location's high and low temperatures for the next five days. Select a specific day to view a description of the expected weather for that day.



*Weather*

## Adjust the Settings

Adjust the settings for Garmin Mobile to suit your navigation needs. From the main menu, select **Settings** and select an option:

- **Volume**—adjust the voice navigation volume.
- **Route View**—select the map view when

navigating. Select **Track Up** (direction of travel at the top of the map), **North Up** (North at the top of the map), or **3D** (three-dimensional view in Track Up. 3D is not available on all devices).

- **Color Mode**—select **Daytime** for a light background, **Nighttime** for a dark background, or **Auto** to automatically switch between the two.
- **Distance Units** and **Temperature Units**—select **Statute** or **Metric**.
- **Avoidances**—select items to avoid in your routes. Garmin Mobile uses these road types only if alternative routes take you too far out of your way.
- **Route Preference**—select **Faster Time** for routes that are faster to drive but might be longer in distance. Select **Shorter Distance** for routes that are shorter in distance but might take longer.
- **Optimize Routes For**—select your vehicle type.
- **Network Connections** (not available on all devices)—change this setting only if Garmin Mobile is having difficulties accessing the network. Select **BIS** to use the public BlackBerry Internet Service, or select **BES** to use a corporate BlackBerry Enterprise Server.

## Specifications

**Size:** 0.697" H x 1.65" W x 3.04" D  
(17.7 x 41.9 x 77.1 mm)

**Weight:** 2.12 ounces (60 g)

**Case:** Rugged, but not waterproof

**Power Supply:** Rechargeable 3.7 Volt Lithium-ion battery, 22 hours (typical use); vehicle power cable to charge battery and power receiver

### Operating Temperatures:

**Battery Powered:** 14°F to 140°F (-10°C to 60°C)

**Externally Powered:** -22°F to 140°F (-30°C to 60°C)

**Charging Temperature:** 41°F to 113°F (5°C to 45°C)

**Storage Temperature:** -22°F to 140°F (-30°C to 60°C)

**Wireless Interface:** Connects using Bluetooth wireless technology (Class 2), to a BlackBerry device that has Bluetooth wireless technology

**Interface Protocol:** NMEA 0183, sent. GGA/GSA/GSV/GLL/RMC/VTG, and Garmin proprietary

**GPS Receiver:** High sensitivity SiRFstarIII™ GPS receiver; WAAS-enabled



For a complete list of specifications, see [www.garmin.com/products/blackberry10](http://www.garmin.com/products/blackberry10).

## Tips and Contact Information

Bluetooth PIN: 1234

To ensure a proper connection between the GPS 10x and your BlackBerry device, follow these tips:

- Make sure you have followed the directions on [page 3](#) to pair the two devices.
- Make sure that the GPS 10x is turned on.
- Make sure the two devices are within 10 meters (about 30 feet) of each other.

If you are having trouble connecting to the Internet, check the **Network Connections** setting (see [page 7](#)). If you are having trouble connecting to the Internet in other applications, check your BlackBerry device's Network settings.

See [www.garmin.com/support/faqs](http://www.garmin.com/support/faqs) for frequently asked questions. Enter "BlackBerry" and click **Search**.


If your question is not answered in the FAQs, send Product Support your question: go to [www.garmin.com/support](http://www.garmin.com/support), and click **Product Support**.

To contact Garmin Product Support by phone, in the USA, call (913) 397-8200 or (800) 800-1020, Monday–Friday, 8 AM–5 PM Central Time.

*Garmin Mobile™ for BlackBerry® set up and go!*

## Warnings

**Failure to avoid the following potentially hazardous situations could result in an accident or collision resulting in death or serious injury.**

- When installing your mobile device in a vehicle, place the unit securely so it does not obstruct the driver's view of the road or interfere with vehicle operating controls, such as the steering wheel, foot pedals, or transmission levers. Do not place in front of or above any airbag. (See diagram.)  

- When navigating, carefully compare information displayed on your mobile device to all available navigation sources, including information from street signs, visual sightings, and maps. For safety, always resolve any discrepancies or questions before continuing navigation and defer to posted road signs.
- Always operate the vehicle in a safe manner. **Do not become distracted by your mobile device while driving, and always be fully aware of all driving conditions.** Minimize the amount of time spent viewing your mobile device's screen while driving and use voice prompts when possible. Do not input destinations, change settings, or access any functions requiring prolonged use of your mobile device's controls while driving. Pull over in a safe and legal manner before attempting such operations.
- The navigation software is designed to provide route suggestions. It is not designed to replace the need for driver attentiveness regarding road closures or road conditions, traffic congestion, weather conditions, or other factors that may affect safety while driving.

## Battery Warnings

If these guidelines are not followed, the replaceable lithium-ion battery may experience a shortened life span or may present a risk of damage to the GPS 10x, fire, chemical burn, electrolyte leak, and/or injury.

- Do not leave the GPS 10x exposed to a heat source or in a high temperature location, such as in the sun in an unattended vehicle on a hot day. To prevent damage, remove the GPS 10x from the vehicle or store it out of direct sunlight, such as in the glove box.
- Do not incinerate.
- Observe the following temperature ranges: Battery Powered: 14°F to 140°F (-10°C to 60°C), Externally Powered: -22°F to 140°F (-30°C to 60°C), Charging Temperature: 41°F to 113°F (5°C to 45°C), Storage Temperature: -22°F to 140°F (-30°C to 60°C)
- Do not recharge the battery out of the unit or disassemble the battery.
- Keep the used battery away from children. Do not disassemble, puncture, or damage the battery.
- Contact your local waste disposal department to properly dispose of the battery.
- Replace the battery with a Garmin lithium-ion battery pack (010-10840-00). To purchase a replacement battery, go to <http://my.garmin.com/shop>. You can also use a compatible 3.7 Volt cell phone battery, such as a Nokia BL-5C.

**WARNING:** This product, its packaging, and its components contain chemicals known to the State of California to cause cancer, birth defects, or reproductive harm. This notice is provided in accordance with California's Proposition 65. See [www.garmin.com/prop65](http://www.garmin.com/prop65) for more information.

## Important Information

**MAP DATA INFORMATION:** One of the goals of Garmin is to provide customers with the most complete and accurate cartography that is available to us at a reasonable cost. We use a combination of governmental and private data sources, which we identify in product literature and copyright messages displayed to the consumer. Virtually all data sources contain some inaccurate or incomplete data. In some countries, complete and accurate map information is either not available or is prohibitively expensive.

The **California Electronic Waste Recycling Act of 2003** requires the recycling of certain electronics. For more information on the applicability to this product, see [www.erecycle.org](http://www.erecycle.org).

## Declaration of Conformity

Hereby, Garmin declares that this GPS 20SM product is in compliance with the essential requirements and other relevant provisions of Directive 1999/5/EC. To view the full Declaration of Conformity, see the Garmin Web site for your Garmin product: [www.garmin.com/products/blackberry10](http://www.garmin.com/products/blackberry10). Click **Manuals**, and then select the **Declaration of Conformity**.

## FCC Compliance

This product has been tested and found to comply with Part 15 of the FCC interference limits for Class B digital devices FOR HOME OR OFFICE USE. These limits are designed to provide more reasonable protection against harmful interference in a residential installation, and are more stringent than “outdoor” requirements.

Operation of this device is subject to the following conditions: (1) this device may not cause harmful interference, and (2) this device must accept any interference received, including interference that may cause undesired operation.

This equipment generates, uses, and can radiate radio frequency energy and may cause harmful interference to radio communications if not installed and used in accordance with the instructions. However, there is no guarantee that interference will not occur in a particular installation. If this equipment does cause harmful interference to radio or television reception, which can be determined by turning the equipment off and on, the user is encouraged to try to correct the interference by one of the following measures:

- Reorient or relocate the receiving antenna.
  - Increase the separation between the equipment and the receiver.
  - Connect the equipment into an outlet that is on a different circuit from the GPS unit.
  - Consult the dealer or an experienced radio/TV technician for help.
- This product does not contain any user-serviceable parts. Repairs should only be made by an authorized Garmin service center. Unauthorized repairs or modifications could result in permanent damage to the equipment, and void your warranty and your authority to operate this device under Part 15 regulations.

## FCC RF Radiation Exposure

This equipment complies with FCC radiation exposure limits set forth for an uncontrolled environment. Follow the specific operating instructions for satisfying RF exposure compliance. This transmitter must not be co-located or operating in conjunction with any other antenna or transmitter.

## Industry Canada Compliance

Category I radiocommunication devices comply with Industry Canada Standard RSS-210. Category II radiocommunication devices comply with Industry Canada Standard RSS-310.

## Limited Warranty

This Garmin product is warranted to be free from defects in materials or workmanship for one year from the date of purchase. Within this period, Garmin will, at its sole option, repair or replace any components that fail in normal use. Such repairs or replacement will be made at no charge to the customer for parts or labor, provided that the customer shall be responsible for any transportation cost. This warranty does not cover failures due to abuse, misuse, accident, or unauthorized alteration or repairs.

THE WARRANTIES AND REMEDIES CONTAINED HEREIN ARE EXCLUSIVE AND IN LIEU OF ALL OTHER WARRANTIES EXPRESS, IMPLIED, OR STATUTORY, INCLUDING ANY LIABILITY ARISING UNDER ANY WARRANTY OF MERCHANTABILITY OR FITNESS FOR A PARTICULAR PURPOSE, STATUTORY OR OTHERWISE. THIS WARRANTY GIVES YOU SPECIFIC LEGAL RIGHTS, WHICH MAY VARY FROM STATE TO STATE.

IN NO EVENT SHALL GARMIN BE LIABLE FOR ANY INCIDENTAL, SPECIAL, INDIRECT, OR CONSEQUENTIAL DAMAGES, WHETHER RESULTING FROM THE USE, MISUSE, OR INABILITY TO USE THIS PRODUCT OR FROM DEFECTS IN THE PRODUCT. Some states do not allow the exclusion of incidental or consequential damages, so the above limitations may

not apply to you.

Garmin retains the exclusive right to repair or replace the unit or software or offer a full refund of the purchase price at its sole discretion. SUCH REMEDY SHALL BE YOUR SOLE AND EXCLUSIVE REMEDY FOR ANY BREACH OF WARRANTY.

To obtain warranty service, contact your local Garmin authorized dealer or call Garmin Product Support for shipping instructions and an RMA tracking number. Securely pack the unit and a copy of the original sales receipt, which is required as the proof of purchase for warranty repairs. Write the tracking number clearly on the outside of the package. Send the unit, freight charges prepaid, to any Garmin warranty service station.

**Online Auction Purchases:** Products sold through online auctions are not eligible for rebates or other special offers from Garmin. Online auction confirmations are not accepted for warranty verification. To obtain warranty service, an original or copy of the sales receipt from the original retailer is required. Garmin will not replace missing components from any package purchased through an online auction.

**International Purchases:** A separate warranty is provided by international distributors for units purchased outside the United States. This warranty is provided by the local in-country distributor and this distributor provides local service for your unit. Distributor warranties are only valid in the area of intended distribution. Units purchased in the United States or Canada must be returned to the Garmin service center in the United Kingdom, the United States, Canada, or Taiwan for service.

## Garmin Mobile™ End-User License Agreement

IMPORTANT – READ THESE TERMS AND CONDITIONS OF THIS END USER LICENSE AGREEMENT (“AGREEMENT”) CAREFULLY BEFORE DOWNLOADING, INSTALLING, USING OR OTHERWISE SUBSCRIBING TO ANY GARMIN MOBILE HARDWARE, SOFTWARE, TECHNOLOGY, AND/OR DATA PLANS, WHETHER THROUGH A STAND-ALONE GARMIN MOBILE HARDWARE PRODUCT (“HOST PRODUCT”) OR THROUGH A MOBILE PHONE OR ONLINE VERSION OF A GARMIN MOBILE APPLICATION (HEREINAFTER COLLECTIVELY THE “GARMIN MOBILE TECHNOLOGY”). BY SUBSCRIBING TO, DOWNLOADING, INSTALLING, USING, OR OTHERWISE ACCESSING THE GARMIN MOBILE TECHNOLOGY, YOU ACKNOWLEDGE THAT YOU HAVE READ THIS AGREEMENT, THAT YOU UNDERSTAND IT, THAT YOU AGREE TO BE BOUND BY ITS TERMS AND CONDITIONS, AND THAT YOU ARE AT LEAST 18 YEARS OF AGE. IF YOU DO NOT AGREE TO THE TERMS AND CONDITIONS OF THIS AGREEMENT, PROMPTLY EXIT THIS PAGE WITHOUT DOWNLOADING AND/OR SUBSCRIBING TO GARMIN MOBILE, OR, IF THE GARMIN MOBILE TECHNOLOGY IS BUNDLED WITH A STAND-ALONE GARMIN HOST PRODUCT, RETURN THE COMPLETE HOST PRODUCT WITHIN 10 DAYS OF THE DATE YOU ACQUIRED IT FOR A FULL REFUND TO ONE OF THE FOLLOWING: (1) THE DEALER FROM WHICH YOU PURCHASED THE HOST PRODUCT; (2) GARMIN INTERNATIONAL, INC. CUSTOMER SERVICE, 1200 E. 151ST STREET, OLATHE, KS 66062, USA; (3) GARMIN (EUROPE)

LTD. CUSTOMER SERVICE, LIBERTY HOUSE, HOUNSDOWN BUSINESS PARK, SOUTHAMPTON, HAMPSHIRE, SO40 9RB, UNITED KINGDOM, OR (4) GARMIN CORPORATION CUSTOMER SERVICE, NO. 68, JANGSHU 2ND ROAD, SHIJR, TAIPEI COUNTY, TAIWAN.

**Grant of License:** Subject to the terms and conditions set forth herein, Garmin International, Inc. and/or its affiliated companies (collectively “Garmin”) grants you a non-transferable, non-exclusive, and non-sublicenseable limited right and license to view, use, and access the Garmin Mobile Technology to (i) retrieve maps, directions, and turn-by-turn navigation data, text, images, graphics, audio, and other images, and (ii) receive other third-party content data, text, images, graphics, photographs, audio, video, and other images from non-Garmin data providers, including such data as fuel price data, weather data, hotel data, and/or traffic data (hereinafter “third-party content data”) for display on your mobile telephone or other Garmin Mobile enabled device, solely for your informational purposes and for your immediate, private, individual, and non-commercial use provided you retain all copyright and proprietary notices contained in the navigation data and/or third-party content data applicable to either Garmin or any third-party provider. All rights not expressly stated herein are reserved by Garmin, and Garmin disclaims any and all implied licenses. Without limiting the foregoing, you agree not to: (i) reverse engineer, decompile, reverse compile, create compilations or derivative works, translate, adapt, or disassemble the Garmin Mobile Technology or any part thereof, including the third-party content data; (ii) copy or reproduce the Garmin Mobile Technology or any part thereof, including the third-party content data, in any form; (iii) publish, display, disclose, sell, rent, lease, store, loan, distribute, publicly display or perform, co-brand, frame, or permit third parties to link to the Garmin Mobile

Technology or any part thereof, including the third-party content data; (iv) assign, sublicense, convey, transfer, pledge as security, or otherwise encumber the rights and licenses granted hereunder; (v) use the Garmin Mobile Technology in any fashion that may infringe any patent, copyright, trademark, trade secret, or any other intellectual property or proprietary right of Garmin, its third-party data providers, or any other third-party; (vi) directly or indirectly use, broadcast, or distribute the Garmin Mobile Technology in connection with a television, radio, web, telephone, or telematics application without the specific written approval of Garmin; (vii) provide any portion of the Garmin Mobile Technology to a government agency; or (viii) enter into any agreement with any third-party that in any way restricts, prevents, or hinders the ability of Garmin to provide to such third-party the Garmin Mobile Technology or any other product or service made available by Garmin from time to time.

**Charges/Fees:** In consideration for your access to the Garmin Mobile Technology and the license granted hereunder, you are responsible for payment of any and all applicable Garmin Mobile Technology subscription fees that may be applicable to your particular Garmin Mobile Technology, as determined by Garmin and which are subject to change from time to time. Garmin may terminate this Agreement and your license immediately upon any failure by you to pay any required Garmin Mobile Technology subscription fees. In addition, you are responsible for any applicable charges and fees associated with any data plan fees or other subscription charges or fees of any kind whatsoever that may be required by your mobile phone carrier to access the Garmin Mobile Technology.

**Ownership of Technology:** You acknowledge and agree that Garmin owns all right, title, and interest in or, if applicable, licenses to the Garmin Mobile Technology, including, but not limited to, all

trademarks, data, and content, except to the extent any such third-party content data is owned by the respective third-party data provider. Any reference to products, services, processes, hypertext links to third parties, or other data by trade name, trademark, manufacturer, supplier, or otherwise does not necessarily constitute or imply its endorsement, sponsorship or recommendation by Garmin or its licensors. Product and service information are the sole responsibility of each individual vendor.

**Term:** This Agreement is effective until such time as (i) if applicable to your specific Garmin Mobile Technology, your subscription term is either terminated (by you or by Garmin) or expires, or (ii) the Agreement is otherwise terminated in accordance with the terms and conditions of this Agreement (“Term”). If your Garmin Mobile Technology Host Product comes with a “lifetime” subscription, the term “lifetime” shall mean the useful life of your specific Host Product. Garmin may terminate this Agreement for any reason, including, but not limited to, if Garmin finds that you have violated any of the terms of this Agreement. In addition, this Agreement shall terminate immediately upon the termination of the agreement between Garmin and any third-party from whom Garmin licenses third-party content data for use as part of or in the Garmin Mobile Technology. In such case where Garmin’s agreement with a third-party data provider terminates and, therefore, you no longer have access to all or a part of the Garmin Mobile Technology, your sole remedy in such instance is a refund of any unused portion of any subscription fee applicable to your specific subscription term. No such refunds shall apply with respect to “lifetime” subscriptions for applicable Garmin Mobile Technology Host Products. All provisions relating to confidentiality, indemnity, proprietary rights, and non-disclosure shall survive the termination of this Agreement. All other rights and obligations of the parties shall

cease upon termination including, but not limited to, all licenses granted hereunder.

**Confidentiality:** At all times during the Term and thereafter, you shall keep confidential and not disclose, directly or indirectly, and shall not use for your benefit or any other individual or entity any Confidential Information of Garmin or any of its third-party data providers. "Confidential Information" means any trade secrets or confidential or proprietary information whether written, digital, oral, or other form which is unique, confidential, or proprietary to Garmin or its third-party data providers, including, but not limited to, the Garmin Mobile Technology, and any other materials or information related to the business or activities of Garmin which are not generally known to others engaged in similar businesses or activities. You shall return to Garmin any of its Confidential Information upon request and/or upon termination of this Agreement.

**Restricted rights:** If the Garmin Mobile Technology is acquired by or for the U.S. Government, its agencies or instrumentalities, then it is provided with Restricted Rights. Use, duplication, or disclosure by the U.S. Government is subject to restrictions as set forth in subparagraph (c)(1)(ii) of The Rights in Technical Data and Computer Software clause at DFARS 252.227-7018, or subparagraphs (c)(1) and (2) of the Commercial Computer Software - Restricted Rights at 48 CFR 52.227-19, or clause 18-52.227-86(d) of the NASA Supplement to the FAR, as applicable. The contractor/manufacturer is Garmin International, Inc., 1200 East 151st Street, Olathe, KS 66062, USA. You agree not to export or re-export the Garmin Mobile Technology or its Host Product to any country in violation of the export control laws of the United States of America.

**Indemnity:** You agree to indemnify, defend and hold Garmin

and its licensors and suppliers (including, but not limited to, their respective assignees, subsidiaries, affiliated companies and their respective officers, directors, employees and shareholders, agents and representatives) harmless from and against any and all liability, loss, injury, demand, action, cost, expense, or claim of any kind or character, including, but not limited to, attorneys' fees, arising out of or in connection with your use of or subscription to the Garmin Mobile Technology.

**Limited Warranty:** THE GARMIN MOBILE TECHNOLOGY IS PROVIDED TO YOU ON AN "AS IS" AND "AS AVAILABLE" BASIS. GARMIN AND ITS SUPPLIERS, INCLUDING THIRD-PARTY DATA PROVIDERS, SPECIFICALLY DISCLAIM ANY AND ALL WARRANTIES, WHETHER EXPRESS, IMPLIED, STATUTORY, OR ARISING FROM TRADE USAGE OR COURSE OF CONDUCT, INCLUDING, BUT NOT LIMITED TO, ANY IMPLIED WARRANTIES OF MERCHANTABILITY OR FITNESS FOR A PARTICULAR PURPOSE AND OTHER EXPRESS OR IMPLIED WARRANTIES OF ACCURACY, COMPLETENESS, "REAL-TIME" INFORMATION, TITLE, NON-INFRINGEMENT, OR ANY OTHER TYPE OF WARRANTIES RELATING TO THE GARMIN MOBILE TECHNOLOGY OR ITS PERFORMANCE HEREUNDER.

**Limitation of Liability:** YOU ASSUME ALL RESPONSIBILITY AND RISK FOR THE USE OF THE GARMIN MOBILE TECHNOLOGY, AND GARMIN DISCLAIMS ALL LIABILITY FOR ANY LOSS, INJURY, OR DAMAGE RESULTING FROM USE OF THE GARMIN MOBILE TECHNOLOGY. IT IS YOUR RESPONSIBILITY TO USE THE GARMIN MOBILE TECHNOLOGY PRUDENTLY AND TO VISUALLY VERIFY STREETS, ROADS, ROAD SIGNS, DIRECTIONS, WEATHER



CONDITIONS, AND TRAFFIC CONDITIONS. IN NO EVENT SHALL GARMIN OR ITS SUPPLIERS, INCLUDING THIRD-PARTY DATA PROVIDERS, BE LIABLE TO YOU OR ANY OTHER PARTY FOR ANY COMPENSATORY, INDIRECT, INCIDENTAL, SPECIAL, OR CONSEQUENTIAL DAMAGES (INCLUDING, WITHOUT LIMITATION, INDIRECT, DIRECT, SPECIAL, PUNITIVE, OR EXEMPLARY DAMAGES FOR LOSS OF BUSINESS, LOSS OF PROFITS, BUSINESS INTERRUPTION, OR LOSS OF BUSINESS INFORMATION) ARISING OUT OF THE USE OF OR INABILITY TO USE THE GARMIN MOBILE TECHNOLOGY, EVEN IF GARMIN HAS BEEN ADVISED OF THE POSSIBILITY OF SUCH DAMAGES. SUBJECT TO THE FOREGOING, GARMIN'S AND ITS SUPPLIERS' TOTAL AGGREGATE LIABILITY WITH RESPECT TO ITS OBLIGATIONS UNDER THIS AGREEMENT OR OTHERWISE WITH RESPECT TO THE GARMIN MOBILE TECHNOLOGY SHALL NOT EXCEED \$1.00. SOME STATES AND COUNTRIES DO NOT ALLOW THE EXCLUSION OF INCIDENTAL OR CONSEQUENTIAL DAMAGES, SO THE ABOVE LIMITATIONS MAY NOT APPLY TO YOU.

**Miscellaneous:** This Agreement constitutes the entire understanding and agreement of the parties (except for any separate end-user license agreements required by Garmin's third-party data providers, which shall be read in conjunction with this Agreement), and supersedes all prior and contemporaneous understandings and agreements, whether written or oral, with respect to its subject matter. No delay or failure by Garmin to exercise or enforce at any time any right or provision hereof will be considered a waiver thereof. No single waiver will constitute a continuing or subsequent waiver. No waiver, modification or amendment of any provision hereof will be effective against Garmin

unless it is in a signed writing by Garmin. You may not assign your rights or obligations hereunder (including as a change of control) without the prior written consent of Garmin. Subject to the foregoing, this Agreement will bind and inure to the benefit of the successors and permitted assigns of the parties. This Agreement shall be governed and construed in all respects by the laws of the State of Kansas, without regard to principles of conflict of laws and without application of the Uniform Computer Information Transaction Act. The parties agree that the exclusive jurisdiction and venue of any dispute amongst the parties shall be entered in the state or federal courts within the State of Kansas, and each of the parties hereby waives any right to a trial by jury. If any provision of this Agreement or the application thereof to any party or circumstance is held to be invalid, illegal, or unenforceable in any respect, that provision to the extent permitted by law (not otherwise) shall be severed from this Agreement and shall not affect the remainder hereof, and the parties agree to substitute for such provision a valid provision which most closely approximates the intent and economic effect of such severed provision. The parties to this Agreement are independent contractors. Garmin shall not be liable to you for a failure to perform any of its obligations under this Agreement during any period in which such performance is delayed due to circumstances beyond its reasonable control. All notices hereunder must be in writing and mailed by certified mail, return receipt requested, or by prepaid courier service, or by facsimile with receipt confirmed by telephone, to each party's address.



**For the latest free software updates for your Garmin Mobile for BlackBerry product,  
visit the Garmin Web site at [www.garmin.com](http://www.garmin.com).**



© 2007 Garmin Ltd. or its subsidiaries

Garmin International, Inc.  
1200 East 151<sup>st</sup> Street, Olathe, Kansas 66062, USA

Garmin (Europe) Ltd.  
Liberty House, Hounsdown Business Park, Southampton, Hampshire, SO40 9RB UK

Garmin Corporation  
No. 68, Jangshu 2<sup>nd</sup> Road, Shijr, Taipei County, Taiwan

[www.garmin.com](http://www.garmin.com)

Part Number 190-00707-16 Rev. B